

CRYPTO PROCESSING



■ go to : <https://koinly.io/>

■ Create a new account

Calculate My Taxes →

■ Enter Client Name, Email and unsubscribe


A screenshot of the Koinly sign-up page. The page has a white background with rounded corners. At the top, it says 'Join Koinly!' in a large, bold, dark blue font, followed by 'Create your free account now.' in a smaller, grey font. Below this are two buttons: 'Continue with Coinbase' (blue with a white 'C' icon) and 'Continue with Google' (grey with a white 'G' icon). A horizontal line with the word 'or' in the center separates these from the form fields. The form fields include a name field with 'Rach' entered, a blurred email field, and a password field with dots. Below the password field are two toggle switches for 'Send me news related to crypto taxes' and 'Send me product updates & discounts'. Both toggles are currently turned off. At the bottom of the form is a large blue button that says 'Create an account'. Below the button is a line of text: 'By signing up you agree to our [Terms and Conditions](#)'. A yellow rectangular box highlights the entire sign-up form area. To the right of the form, there is a yellow rounded rectangle.

confirm settings

Review your settings

We will setup Koinly with the recommended settings for calculating taxes in your home country. [Just want to track your portfolio? Click here](#) instead.

Base currency ⓘ

 AUD

Home country ⓘ

Australia

Continue


Add your wallet

Add your wallets


All Exchanges Blockchains Wallets Services

 CoinSpot


■ Select Import File

✕


Wallet name

 **Setup auto-sync** RECOMMENDED
Your transactions will be imported automatically **Import from file**
Download your transaction history and upload manually

■ Tag deposits as income & import Buy & Sells CSV

← 

Import from file

Download your transaction files for **all years** of trading and upload them here. Every deposit, withdrawal & trade should be added.
[Instructions](#) 

Drag & Drop your files or [Browse](#)

Timezone ⓘ


Auto-detect / UTC ▼

Tag deposits as ⓘ

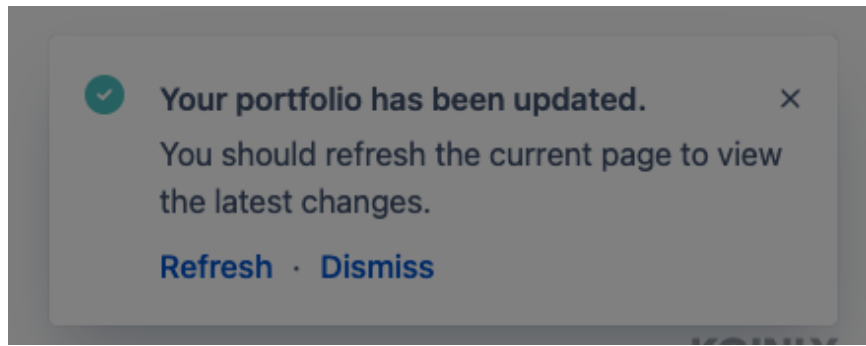
 ✕ ▼

Import

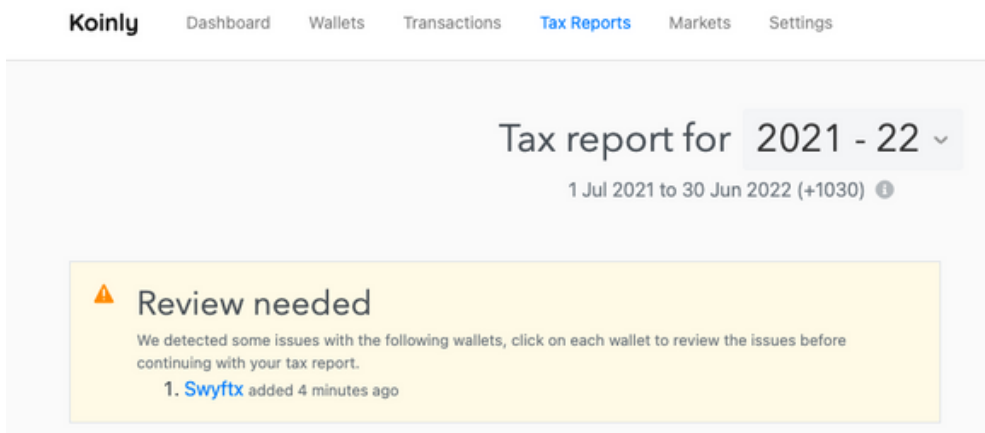
- Make sure you get all years of trading from the client

Download your transaction files for **all years** of trading and upload them here. Every deposit, withdrawal & trade should be added.
[Instructions](#) 

- Once upload is complete - refresh or just return to the base site <https://app.koinly.io/>



- Go to Tax Reports & see if any action is required



Troubleshooting Swyftx

CSV 481 transactions 45 deposits 22 withdrawals 414 trades
Last checkup: 1 minute ago

The following issues may be affecting this wallet:

- 1 transactions are missing purchase history
You are missing deposits/trades for some coins so Koinly has assumed you got them at zero cost. This can result in higher taxes if the amounts are large. Make sure you have imported your deposits/withdrawals/trades for all years into this wallet.

Actions

- Import transactions from file
- Review manual transactions
- Review missing-cost transactions
- Review missing-rate transactions

Check Issue and Discuss with client - obtain further year reports or ensure that you uploaded send/receive transactions too

Nov 28, 2021

Send 7:05 PM

SWYFTX -0.35878869 ETH AS\$2,000.00 cost basis

0xcc1D152595... AS\$2,078.75 - AS\$78.75 profit

Missing purchase history for 0.00000001 ETH Learn more View prior transactions

Details Ledger Cost analysis #CB62C36B81E0EFE95D58EA99F30F2CE1

Send Nov 28, 2021 7:05 PM

Tx Hash: 4403b1b343ddde505f1273748650c5a11613597f8766fb0aead502db3c4dbe43

Tx Destination: 0xcc1D152595B14Bb797c2cF431156ea8BE0c20C29

0.35878869 ETH	Swyftx CSV
Fiat value	AS\$5,793.80 per ETH AS\$2,078.75
Cost basis	AS\$2,000.00
Gain	AS\$78.75

Screen Print Tax Reports Page - Save to client Dropbox Folder and Add to Tax Return at CGT Section

Print 2 pages

Destination Save as PDF